

Dear Parents

Our aim and motto is to mould the children into perfect, responsible and duty bound citizens of the country. These children are motivated to think for themselves, to raise questions, to solve problems & differentiate between the good and the bad. Learning by doing, rather than by being told, is better method of education. Education, in reality, is learning or knowing not only what is written in the books but it is the all-round development of an individual to become multi-faceted persona. Covering the syllabus is not the aim of education, it is actually honing the latent interests & skills and using them in creative ways. We are, hereby, looking forward to work with the children and help them evolve into balanced personalities.

This academic plan prepared by the teachers outlines the time schedule for dealing with different topics of various subjects is in your hands. It is activity based and the teaching is aided with Smart Class and English Language Lab. It provides a well laid structure to be followed throughout the academic session.

Remember it is the "Can do, Will do" theory that works. The need, at present, is to apply innovative methods and to have a wholesome development of the child's personality. It is imperative for teachers, students and parents to work in unison as our sole aim is to develop diverse skills among the students.

Please note :-

"Mind is like a stomach

It is not how much you put into it that counts

But how much it digests."

Inculcate the spirit of regular self study with concentration among the students so that they shine like a star and remain stress free.

Team Spring Dale

ENVIRONMENT SETTING

- The class room will be set up colourfully and brightly to create stimulus environment for learning according to the theme. Over the period of a week, various activities will be done and will be put up in the class to enhance the environment of the theme.
- Flash cards will be placed at a clearly visible point in the classroom.

Morning Greetings

The teacher greets her class with a special interaction each morning.

Note : This curriculum booklet contains the topics to be covered bimonthly throughout the year, followed by a detailed term-wise overview of the contents.

Learning Outcomes Term-1

Each child will be

- able to speak 10 lines about himself/herself.
- able to draw and colour age appropriate drawing with colour sense.
- able to perform simple activities involving gross and fine motor skills (jump, run on line, write, colour etc.)
- take care of belongings and be aware about personal hygiene and good habits.
- understand phonic sound and use of small letters (a-z), swar (अ-इ-उ) and Vyanjan (क-ख-ग)
- identify and name different flowers, fruits and vegetables in English as well as in Hindi (at least 15 per group)
- identify shapes ○ △ □
- fine motor skills eg. writing, colouring, arranging, closing a tiffin, opening a bottle etc.



Learning Outcomes Term-2

By the end of Term-2 the students will be able to

- identify, quantify the numbers from 101-150
- add about 100 new vocabulary words to their knowledge to express their needs and feelings etc.
- recognise small **cursive letters** (a - z)
- recognise Vyanjan (क-ख-ग)
- identify and differentiate between different means of transport -Land, Water and Air.
- understand basic traffic rules and tell their parents about them.
- enhance their vocabulary by identifying and naming different animals, birds and insects.
- understand the concept of Near-Far, On-Under, Heavy-Light and Inside-Outside
- Identify different shapes - □ , ☆ , ○ , ⊂ ⊃)
- understand the concept of what comes after and between.
- understand - simple spatial directions eg up down here there etc
- Students will be able to add single digit.
- be more effective in use of gross motor skills
- tell about his family and friends
- solve simple problem
- tell stories with toys, puppets and create different endings. Think & tell

TERM 1 (APRIL - MAY) Theme - All About Me

Integrated Concepts


Each topic is integrated with different concepts and the list of concepts are given below -


- Spiritual Development
- Circle Time
- Moral Values
- Performing and Visual Art

Language (English)

- Strokes W
- Letters : a, b, c, d, e, f, g, h, i, j, k, l, m W
- Matching Letters W
- Vocabulary Building S
- Phonic Sounds S

Numeracy (Maths)

- Revision : Counting 1-30 W
 - Serial Counting (1-70) W
 - Count & tell (1-10) S
 - Concepts Big and Small, Long and Short L/W
 - Shapes : Circle and Triangle W
- 


- What comes after (1-20) W
 - Count and Write (1-10) W

Language (Hindi)

- रेखा अभ्यास
- लिखित स्वर : अ, आ, इ, ई, उ, ऊ, ऋ, ए, ऐ
- चित्र पहचान कर पहला अक्षर लिखें W
- वार्तालाप
- मेरा स्कूल S
- रंगों के नाम S
- सब्जियों के नाम S
- फलों के नाम S
- विलोम शब्द S

EVS (Zig Zag Zoom) Activity

- About me
- My Body Parts
- My Sense Organs
- Good Habits
- My Family

Psychomotor Activities

- Outdoor play
- Swings
- Clay Modelling
- Action Words - Clap, Roll, Jump, Smile, Laugh S
- Show & Tell S

Stories

- 'The Golden Egg', 'एकता में बल' L/S

Conversation

- Good Manners L/S
- Know Me L/S
- Know My School L/S
- Courtesy Words L/S

Art & Craft

- Colouring
- Crafting
- Sticker Pasting
- Hand Printing
- Free hand drawing (Circle and Sun)

Rhymes

- God's Love L+S
- Mary Mary Quite Contrary L+S
- House for all L+S
- हँसने की आज़ादी है L+S
- मम्मी कहती L+S
- पानी बरसे L+S
- हलवा L+S
- चिड़िया L+S

Note:

L - LISTENING

S - SPEAKING

R - READING

W - WRITING

(JULY - AUGUST) Theme - Me & My Surroundings

Integrated Concepts

- Festivals & Celebration
- Circle Time
- Spiritual Development

Language (English)

- Letters : n, o, p, q, r, s, t, u, v, w, x, y, z W
- Write the first letter W
- Circle the beginning Sound W
- Dictation : a to z W
- Vocabulary Building S
- Phonic Sounds S

Numeracy (Maths)

- Revision : Counting 1-100 W
- Serial Counting (1-100) W
- Count the objects (11-20) S
- Concept of Full and Empty W
- More and Less
- Shape: Square, Circle, Triangle W



- What comes after (1-30) W
- Missing Numbers (1-50) W
- Count and write (11-20) W

Language Hindi

स्वर : ओ, औ, अं, अः W

- व्यंजन : क, ख, ग, घ, ङ. W
- च, छ, ज, झ, ञ
- सही अक्षर पर गोला लगाएँ W
- वार्तालाप
- रंगों के नाम S
- सब्जियों के नाम S
- फलों के नाम S
- जंगली जानवर S
- विलोम शब्द S

EVS (Zig Zag Zoom) Activity

- My Home W
- My School W
- My Food W
- Vegetables W
- Fruits W
- Flowers W

Psychomotor Activities

- Outdoor play - Ring Toss
- Sandpit
- Action Words L/S
- Sit, Cry, Dance, Walk, Run
- Show & Tell L/S

Stories

- The Capseller and the Monkeys
- लोमड़ी और अंगूर (Pg. No. 46) L

Conversation

- Know my school S
- Colours S
- Days of Week S
- Myself S

Art & Craft

- Crafting
- Ear bud impression
- Cotton pasting
- Free hand Drawing (Balloon and Ball)
- Clay Modelling
- Colouring



Rhymes

- Eight big fingers L/S
- Jack and Jill L/S
- Hey Diddle Diddle L/S
- Pat a cake, Pat a cake L/S
- Left is the Window L/S

कविताएँ

- बगिया
- बाप रे बाप L/S
- पानी L/S
- झरना L/S
- पेट बेचारा L/S
- मेरे पापा L/S
-

September - First Term Observation

Term-1 Activities

- The child will perform various activities in school and at home to integrate learning of concepts and skills
- Identify things like Circle, Triangle, Square (shapes)
- Outdoor play.
- Activity on Fine motor skill
- Identify body parts
- Activity based on five sense organs.
- Show and tell.
- Recognising alphabets (Flash cards, blocks, sand etc.)
- Sorting Activity.
- Identify different Fruits & Vegetables.
- Maze game.
- Puzzle
- Count and tell through objects.

TERM 2 (OCTOBER - NOVEMBER) Theme - Festivals

Integrated Concepts

- Festivals & Celebration
- Circle Time
- Spiritual Development

Language (English)

- Strokes W
- Revision a to z W
- Cursive letters : c, a, d, q, o, m, n, u, w, v, y W
- Vocabulary Building S
- Phonic Sounds S
- Write the first letter (small cursive) W

Numeracy (Maths)

- Forward counting : 101 to 130 W
- Count and tell : 11 to 30 S
- Concept of On and Under, Near and Far L
- Shapes : Rectangle, Oval S
- What comes after (31 to 50) W
- What comes between (1-30) W

Language (Hindi)

- व्यंजन : ट, ठ, ड, ढ, ण W
- त, थ, द, ध, न
- चित्र पहचान कर पहला अक्षर लिखें W
- वार्तालाप

- सप्ताह के दिनों के नाम L/S

- विलोम शब्द L/S

EVS (Zig Zag Zoom) Activities

- Animals L/S
- Birds L/S
- Our Pets L/S
- Insects L/S
- Playing is fun L/S

Psychomotor Activities

- Outdoor play - Hula Hoop
- Clay Modelling
- Action words
- Wave, Lick, tie, pick, eat, drink, hang, throw, sneeze S
- Show and Tell S
- Sand Paper

Stories

- 'The Greedy Dog' 'गाजर का हलवा' L/S (Pg. No. 47)

Conversation

- Green Vegetables S
- Fruits S
- Months of the year S

Art & Craft

- Colouring
- Crafting
- Vegetable printing

- Tearing and pasting
- Thumb printing
- Free hand drawing (Ice-cream and Grapes)
- Clay Modelling

Rhymes

- Little Jack Horner L/S
- Pussy cat L/S
- Traffic Light L/S
- Two little Dickie Birds L/S

- हाथी दादा L/S
- नाव L/S
- कोयल रानी L/S
- चूहा आया L/S
- दिवाली L/S



(DECEMBER - FEBRUARY) - Theme - Environment

Integrated Concepts

- Festivals & Celebration
- Circle Time
- Spiritual Development

Language (English)

- Cursive letters : l, e, h, b, k, f, j, i
t, q, s, p, r, x W
- Circle the correct letter (small letters) W
- Dictation (cursive letters) W
- Vocabulary Building L/S
- Phonic Sounds L/S

Numeracy (Maths)

- Forward counting : 101-150 W
- Count and tell : (1-30) S
- Concept : Heavy and Light, Inside and outside S
- Shapes : Semicircle, Star S



- What comes after (1-50) W
- Dodging (Dictation) (101-150) W
- Sums of addition (Single digit) W
eg
$$\begin{array}{r} 2 \\ +2 \\ \hline 4 \end{array}$$

Language (Hindi)

- व्यंजन : प, फ ब, भ, म W
य, र, ल, व, श

ष, स, ह, क्ष, त्र, ज्ञ W

- सही अक्षर पर सही (✓) का चिह्न लगाएँ W
- वर्ण जोड़कर शब्द निर्माण W
- वार्तालाप
- अनुच्छेद : मेरी माता जी S
- विलोम शब्द S

EVS (Zig Zag Zoom) Activity

- Fun with magic - Travelling
- Air - Water - Traffic Light
- Safety

Psychomotor Activities

- Outdoor play
- Sand pit
- Clay Modelling
- Action Words : Yawn, Ride, Tickle, Pull, Push, Stretch, Bring, Skip S/L
- Show and Tell

Stories

- 'The Lion and the Rabbit' L
- 'कछुआ और खरगोश' L/S

Conversation

- My Class Room S
- Personal Cleanliness S

Art & Craft

- Colouring
- Crafting
- Sponge Painting
- Vegetable Printing
- Free hand drawing (Tree and Kite)
- Clay Modelling

Rhymes

- After a Bath L/S
- Little Miss Muffet L/S
- Hop A Little L/S
- Bits of Paper L/S
- सूरज L/S
- हो-हो-हो-हो L/S
- दुनिया गोल-मटोल L/S
- मेरा बस्ता L/S
- आम L/S
- तारे L/S



March - Revision & Assessment

Term-2 Activities

- The following activities and their extension will be formed to integrate skills and learning.
- Story telling through puppets.
- Make line figure with match sticks.
- Role play
- Puzzle and scrabble with edu aids.
- Addition with objects.
- Traffic lights.
- left and right brain activation exercise.
- Fishing
- Tying knots
- Smelling
- Hop - skip - jump
- Walking in line and zig zag.

Term - I
(April - September)

ENGLISH
April & May

Oral :

General Conversation :-

Good Manners

- a) May I come in?
- b) May I go to washroom?
- c) May I drink water?

Know me

- a) What is your name?
My name is _____.
- b) How old are you?
I am _____ years old.
- c) In which class do you study?
I study in K2 class.
- d) What is your Mother's name?
My Mother's name is _____.
- e) What is your Father's name?
My father's name is _____.
- f) Where do you live?
I live in Ludhiana.

Know My School

Q. In which school do you study?

Ans. I study in Spring Dale Public School.

Q. What is the name of the Chairperson of your school?

Ans. Mrs. Avinash Kaur Walia is the Chairperson of our school.

Let's learn the courtesy words

Q. What do you say when you want something?

Ans. I say 'Please'

Q. What do you say when you receive something?

Ans. I say 'Thank you'.

Q. What do you say when you hurt some one?

Ans. I say 'Sorry'.

Q. What do you say when you sneeze/cough/burp?

Ans. I say 'Excuse me'.

Opposites with flash cards

Big - Small

Up - Down

Happy - Sad

Laugh - Cry

More - Less

Story : "The Golden Egg"

Once upon a time, there was a farmer, who had a hen that laid a golden egg everyday. The farmer became greedy and thought that if he killed the hen, he would get all the golden eggs at once. So he killed the hen but got nothing. He was very sad.

Moral : Think before you leap.

Written :

- 1) Revision of A to Z
- 2) Small letters a, b, c, d, e, f, g, h, i, j, k, l, m
- 3) Match the capital letters with the small letters.

Books :

- All for kids small letters : Page No. 2-33
- Rhymes & Stories Socio Quotient - 'God's Love' - 'House for all'

(July & August)

ORAL

Know My School

Q. What is the name of the Principal of your school?

Ans. The name of the Principal of our school is Mr Anil Kumar Sharma.

Q. What is the name of your class teacher?

Ans. Ms. _____ is my class teacher.

Q. How do you come to school?

Ans. I come to school with my parent or by the school bus.

'Colours'

Q. What is the colour of your hair?

Ans. The colour of my hair is black.

Q. What is the colour of milk?

Ans. Milk is white in colour.

Q. What is the colour of the sky?

Ans. The sky is blue.

Q. What is the colour of the leaves?

Ans. The leaves are green.

Q. What is the colour of Mango?

Ans. The colour of Mango is yellow.

Days of Week

1) How many days are there in a week? Name them.

2) Which is the first / last day of the week?

3) Which day is a holiday?

My Self

- My name is _____.
- I am four years old.
- I study in K2 Red/Green/Pink Class.
- I live in Ludhiana.
- I am a boy/girl.
- I like to play _____.
- I like to eat _____.
- My favourite colour is _____.

Opposites

Day - Night Thin - Fat

Full - Empty In - Out

Cold - Hot

Story : The Capseller and the Monkeys from the book (pg. no. 31)

Written

- 1) Small Letters : n, o, p, q, r, s, t, u, v, w, x, y, z
- 2) Look at the picture and write its first letter.
- 3) Circle the beginning sound of the picture.
- 4) Dictation (a - z)

Books

- All for kids small letters : Page No. 34-68
- Rhymes & Stories Socio Quotient : Eight Big Fingers - Left is the Window

September

First Term Observation

Term - 2
(October to March)

ENGLISH

Oral :

General Conversation

Green Vegetables

- 1) Name any five green vegetables.
Lady finger, Broccoli, Capsicum, Spinach and Bitter Gourd.
- 2) Name some vegetables which we eat raw.
Onion, Radish, Cucumber, Carrot
- 3) Which vegetable is sour in taste?
Lemon
- 5) Which vegetable do you like?
Potato/Lady Finger/ Capsicum/ Peas or any other vegetable of your choice.

Fruits

1. Name any five fruits.
2. Which is your favourite fruit?
3. Which is the biggest fruit.
4. Which fruit is the king of fruits?
5. Name two red/yellow colour fruits.

Months of the year

1. How many months are there in a year? Name them.
2. Which is the first month of the year?
3. Which is the last month of the year?

Opposites

Sit - Stand

Light - Heavy

Old - New

Tall - Short

Open - Close

Story : The Greedy Dog

Once there was a dog. He was very hungry. He found a piece of meat. He took it and went to a river. He saw his reflection in the water. He thought that there was another dog with a piece of meat. He wanted the other dog's piece of meat too. So he barked loudly. As soon as he opened his mouth, his own piece of meat fell into the river. Now, he had no meat to eat.

Moral : Don't be greedy.

Written

- 1) Revision a to z
- 2) Small cursive letters : c, a, d, g, q, o, m, n, u, w, v, y
- 3) Look at the picture and write its first letter (small cursive)

Books :

- * Rhymes & Stories Socio Quotient : Little Jack Horner - Two Little Dickie Birds
- * Cursive Strokes

DECEMBER - FEBRUARY**Oral :****My Classroom**

1. In which class do you study?
2. Name the objects you see in the class.
3. Where does your teacher write during the class?

Personal Cleanliness

1. I brush my teeth twice a day.
2. I take a bath every day.
3. I wear clean clothes.
4. I keep my nails trimmed/short.
5. I wash my hands before and after meals

Opposites :

Good - Bad Front - Back

Catch - Throw Wet - Dry

On - Off

Story : The Lion and the Rabbit from book Pg. No. 35

Written :

1. Small cursive letters : l, e, h, b, k, f, j, i, t, z, s, p, r, x
2. Reco. the picture and circle the correct letter (small cursive letters)
3. Dictation (Small cursive letters)

Books :

- * Rhymes & Stories Socio Quotient : After A Bath - Bits of paper
- * Cursive Strokes



March
Revision & Final Observation

Term - 1
(April to September)
MATHEMATICS

April - May

Oral

- 1) Revision : 1-30
- 2) Recognition of numbers (31-70)
- 3) Count the objects (1-10)
- 4) Concept of Big and Small, Long and Short
- 5) Shapes - Circle, Triangle

Written

- 1) Serial Counting 1-70
- 2) What comes after 1 to 20
- 3) Count and Write (1-10)

Books

- * Numbers Pre-primary Book-1 Page No. 3-25

July - August

Oral

- 1) Serial Counting 1-100
- 2) Count the Object (11 to 20)
- 3) Concept : Full and Empty, More and Less
- 4) Shapes : Square, Circle, Triangle

Written :

- 1) Serial Counting (1-100)
- 2) What comes after (1-30)
- 3) Count and Write (11-20)
- 4) Missing Numbers (1-50)

Books :

*Numbers Pre-Primary Book : Pg. No. 26 to 47

September - First Observation

TERM - 2
(OCTOBER TO MARCH)

MATHEMATICS
October and November

Oral

- 1) Forward Counting - 101 to 130
- 2) Count and Tell - 11 to 30
- 3) Concept : On and Under, Near and Far
- 4) Shapes : Rectangle, Oval

Written

- 1) Forward Counting (101-130)
- 2) What comes after (31 - 50)
- 3) What comes between (1 - 30)

Books : Numbers pre-primary Book-1 Pg. No. (48 to 60)

(December - February)

Oral

- 1) Forward Counting - 101 to 150
- 2) Count and Tell (1-30)
- 3) Concept : Heavy and Light, Inside and Outside
- 4) Shapes : Semicircle, Star

Written

- 1) Forward Counting (101-150)
- 2) What comes after (1 - 50)
- 3) Dodging (Dictation) (101 - 150) 2
- 4) Sums of addition (Single digit) e.g. $\frac{+2}{4}$

Books :

* Numbers Pre Primary Book - 1 Pg. No. (61-87)

March : Revision & Final Observation



Term - 1
(April to September)

HINDI
April - May

पाठ्य पुस्तकें

- हिन्दी स्वर ज्ञान पृष्ठ 8–27
- द मैजिक फ्लूट बाल गीत 1 (हँसने की आज़ादी है से लेकर चिड़िया तक)

मेरा स्कूल

1. आपके स्कूल का क्या नाम है?
2. आप कौन सी कक्षा में पढ़ते हैं?

रंगों के नाम

लाल, हरा, पीला, नीला, काला

सब्जियों के नाम

भिंडी, शिमलामिर्च, गाजर, मटर

फलों के नाम

1. कोई पाँच फलों के नाम बताइए।
2. चार लाल रंग के फलों के नाम बताइए।
3. किस फल को फलों का राजा कहा जाता है?

विलोम शब्द

1. बड़ा — छोटा
2. दूर — पास
3. ऊपर — नीचे
4. साफ — गंदा
5. उल्टा — सीधा

कहानी : 'एकता में बल'

एक चिड़िया — अनेक चिड़ियाँ
दाना चुगने बैठी थी।

शिकारी आया जाल बिछाया

सब चिड़ियों को पकड़ दिखाया

चिड़ियों ने दिमाग लगाया, सबने मिलकर जोर लगाया।

जोर लगाकर जाल उठाया। खुद को शिकारी से बचाया।

शिक्षा : एकता में बल है।

Written :

1. स्वर : अ, आ, इ, ई, उ, ऊ, ऋ, ए, ऐ
2. अक्षर को चित्र से मिलाएँ

पाठ्य पुस्तकें

- हिन्दी स्वरज्ञान पृष्ठ 28—38
- द मैजिक फ्लूट बाल गीत 1 (बगिया से लेकर मेरे पापा तक)
- हिन्दी व्यंजन ज्ञान : पृष्ठ 9—32

मेरा स्कूल

1. आपकी अध्यापिका का क्या नाम है?
 2. आप स्कूल कैसे आते हैं?
 3. आपको स्कूल आना कैसा लगता है?
- पाँच रंगों के नाम
 - पाँच सब्जियों के नाम
 - पाँच फलों के नाम

विलोम शब्द

आना — जाना

काला — सफ़ेद

कम — ज्यादा

आगे — पीछे

सूखा — गीला

जंगली जानवर

1. कोई पाँच जंगली जानवरों के नाम बताइए।
2. जंगल का राजा कौन है?
3. किस जानवर की सूँड होती है?
4. कौन सा जानवर नटखट होता है?
5. किस जानवर की गरदन लंबी होती है?

कहानी

1. लोमड़ी और अंगूर : Pg. No. 46

Written :

स्वर : ओ, औ, अं, अः

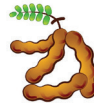
व्यंजन : क, ख, ग, घ, ङ.

च, छ, ज, झ, ञ

चित्र पहचान कर पहला अक्षर लिखें

e.g

इ



चित्र पहचान कर सही अक्षर पर गोला लगाएँ।

September : First Term Observation

Term - 2
(October to March)

HINDI
October & November

पाठ्य पुस्तकें

- हिन्दी व्यंजन ज्ञान पृष्ठ 33—59
- द मैजिक फ्लूट बाल गीत 1 (हाथी दादा से लेकर दिवाली तक)

वार्तालाप

- प्र. एक सप्ताह में कुल कितने दिन होते हैं?
- प्र. सप्ताह के दिनों के नाम बताइए।
- प्र. सप्ताह के पहले दिन का नाम बताइए।
- प्र. सप्ताह में मंगलवार कितनी बार आता है?
- प्र. सप्ताह में अवकाश का दिन कौन सा होता है?

विलोम शब्द

- | | |
|-------------|--------------|
| खाली — भरा | सोना — जागन |
| खाना — पीना | नया — पुराना |
| लेना — देना | |

कहानी

गाजर का हलवा : Pg No. 47

Written :

व्यंजन : ट, ठ, ड, ढ, ण

त, थ, द, ध, न

चित्र पहचान कर पहला अक्षर लिखें

December - February

पाठ्य पुस्तकें

- हिन्दी व्यंजन ज्ञान : पृष्ठ 60—98
- द मैजिक फ्लूट बाल गीत 1 (सूरज से लेकर तारे तक)

अनुच्छेद — मेरी माता जी

1. मेरी माता जी का नाम है।
2. मेरी माता जी बहुत सुंदर हैं।
3. मेरी माता जी मेरे लिए खाना बनाती हैं।
4. वह पढ़ाई में मेरी मदद करती हैं।
5. भगवान उनकी आयु लंबी करे।

विलोम शब्द

ठंडा — गरम

हँसना — रोना

दिन — रात

मोटा — पतला

उठना — बैठना

कहानी

कछुआ और खरगोश

Written :

व्यंजन : प, फ, ब, भ, म

य, र, ल, व, श

ष, स, ह, क्ष, त्र

ज्ञ

चित्र पहचान कर सही अक्षर पर सही (✓) का चिह्न लगाएँ

ग / ज



वर्ण जोड़कर शब्द निर्माण कीजिए (दो)

उदाहरण : क + ल = कल

March : Revision and Final Observation

Term - 1
(April to September)
ART & CRAFT

April and May

Skillment Art & Craft book (Pg. no. 3-12)

Draw and Colour : Circle, Sun

Creative Work

Activities : Hand Printing, Sticker Pasting

Clay Modelling : Ball, Grapes

July and August

Skillment Art & Craft book (Pg. no. 13-22)

Draw and Colour : Balloon, Ball

Creative Work

Activities : Cotton Pasting, Ear bud impression

Clay Modelling : Cat, Snake

September

First Term Observation

Term - 2
(October - March)
ART & CRAFT

October and November

Skillment Art & Craft book : Pg. no. 23-30

Draw and Colour : Ice cream, Grapes

Creative Work

Activities : Vegetable, Printing, Tearing and Pasting, Thumb Printing
Clay Modelling : Flower, Sun,

December, January & February

- * Skillment Art & Craft book : Pg. no. 31-39
- * Draw and Colour : Tree and Kite

Creative Work

Activities : Sponge Painting, Vegetable Printing
Clay Modelling : Necklace, Pot

March : Revision and Final Observation

E.V.S

Zig Zag Zoom My Big World

April - May

Page No. 5 - Page No. 20

Q. What is your name?

Ans. My name is _____.

Q. How many fingers do you have?

Ans. I have ten fingers.

Q. With which body part do you smell?

Ans. I smell with my nose.

Q. How many members are there in your family?

Ans. I have _____.

Q. Name the different rooms in your house.

Ans. 1) Bed room 2) Drawing room 3) Dining room

Q. Where do we take rest?

Ans. In the bed room.

- Q. Where does your mother cook food?
Ans. In the kitchen.
- Q. What do you see in the day sky?
Ans. Sun and Clouds
- Q. What do you see in the night sky?
Ans. Moon and Stars
- Q. Where should we play?
Ans. We should play in the playground.
- Q. What should we do everyday to stay healthy?
Ans. We should do exercise every day.
- Q. What should we do before and after eating?
Ans. We must wash our hands before and after eating.
- Q. How many times a day should we brush our teeth?
Ans. We must brush our teeth twice a day.

(July - August)

Zig-Zag-Zoom book Pg. No. 22 to 46

- Q. Which fruit is called the king of fruits?
Ans. Mango
- Q. Which fruit keeps the doctor away?
Ans. Apple
- Q. Name five healthy food.
Ans. Vegetables, Fruits, Nuts, Grains and Milk.
- Q. Which vegetable looks like a flower?
Ans. Cauliflower
- Q. Name the three meals of a day.
Ans. Breakfast, Lunch, Dinner
- Q. Name any two milk products.
Ans. Butter & Cheese

- Q. From where do we get food?
Ans. Plants and Animals.
- Q. Name some flowers.
Ans. Rose, Lily, Sunflower & Daisy.
- Q. Name our National flower.
Ans. Lotus
- Q. Name the Seasons.
Ans. Summer, Winter, Autumn, Spring and Rainy.
- Q. What do we wear in the summer season?
Ans. We wear cotton clothes in the summer season.
- Q. What do we wear in the winter season?
Ans. We wear woollen clothes in the winter season.
- Q. Who is the Prime Minister of India?
Ans. _____ is the Prime Minister of India.
- Q. Which is our National Anthem?
Ans. Jan-Gan-Man is our National Anthem.

(October - November)

* Zig Zag Zoom My Big World - Page No. 49-60

- Q. Which animal guards our home?
Ans. The Dog guards our home.
- Q. Which animal is the king of the jungle?
Ans. The Lion is king of the jungle.
- Q. Which animal has a long neck?
Ans. The Giraffe has a long neck.
- Q. Which animal gives us wool?
Ans. The Sheep gives us wool.
- Q. Name the animals which give us milk.
Ans. Cow and Buffalo give us milk.

- Q. Who gives us honey?
Ans. The Honey Bee gives us honey.
- Q. Which bird lives in water?
Ans. The Duck lives in water.
- Q. What does parrot love to eat?
Ans. Parrot loves to eat green chilly.
- Q. Name three means of transport.
Ans. Air Transport, Water Transport, Land Transport
- Q. Which is the fastest means of transport?
Ans. An Aeroplane.
- Q. Name any two land transport.
Ans. Bus and Car
- Q. Name two water transport.
Ans. Ship and Boat
- Q. What is the shape of the Earth?
Ans. Round
- Q. What does the Sun give us?
Ans. The Sun gives us heat and light.



(December - February)

Zig-Zag-Zoom book Pg. No. (64 to 78)

- Q. How many days are there in a week?
Ans. There are seven days in a week.
- Q. Name the days of the week.
Ans. Monday, Tuesday, Wednesday, Thursday, Friday, Saturday, Sunday
- Q. Name some parts of plants.
Ans. Root, Leaf, Stem, Flower and Fruit.
- Q. What do trees give us?
Ans. Trees give us fruits, vegetables and shade.

Q. Who treat us when we are ill?
Ans. Doctor
Q. Who teaches us to read and write?
Ans. Teacher
Q. Who delivers letters?
Ans. Postman
Q. Who cuts our hair?
Ans. Barber
Q. Who looks after the garden?
Ans. Gardener
Q. Who mends our shoes?
Ans. Cobbler
Q. What is the name of our city?
Ans. Ludhiana
Q. What is the name of our country?
Ans. India
Q. Name the colours of our National Flag.
Ans. Saffron, White and Green
Q. Which is our National Animal?
Ans. Bengal Tiger
Q. Which is our National Bird?
Ans. Peacock.



MUSIC AND DANCE

April - May

Basic Dance Steps

Rolling, Waving, Clapping

Knee movement

Jumping on beat

July - August

Body movement with Rhythm and Action Songs

- नन्हा मुन्ना राही हूँ
- बम बम बोले, मस्ती में डोले

October - November

Spiritual Development

कल्याणकारी मंत्र — गायत्री मंत्र

Meditation : ओ३म् का उच्चारण

Deep Breathing : मौन सिमरन 2 मिनट

December - February

Song

- है न बोलो—बोलो
- रे मामा, रे मामा, रे

Spiritual Development

कल्याणकारी मंत्र, मूल मंत्र

Yoga and Meditation

