

Dear Parents

Our aim and motto is to mould the children into perfect, responsible and duty bound citizens of the country. These children are motivated to think for themselves, to raise questions, to solve problems & differentiate between the good and the bad. Learning by doing, rather than by being told, is better method of education. Education, in reality, is learning or knowing not only what is written in the books but it is the all-round development of an individual to become multi-faceted persona. Covering the syllabus is not the aim of education, it is actually honing the latent interests & skills and using them in creative ways. We are, hereby, looking forward to work with the children and help them evolve into balanced personalities.

This academic plan prepared by the teachers outlines the time schedule for dealing with different topics of various subjects is in your hands. It is activity based and the teaching is aided with Smart Class and English Language Lab. It provides a well laid structure to be followed throughout the academic session.

Remember it is the "Can do, Will do" theory that works. The need, at present, is to apply innovative methods and to have a wholesome development of the child's personality. It is imperative for teachers, students and parents to work in unison as our sole aim is to develop diverse skills among the students.

Please note :-

"Mind is like a stomach

It is not how much you put into it that counts

But how much it digests."

Inculcate the spirit of regular self study with concentration among the students so that they shine like a star and remain stress free.

Team Spring Dale

General Objectives

- To enhance their general awareness.
- To develop their observation skills.
- To develop self recognition.

Specific Objectives

- To enable the students to know about themselves.
- To enable the students to talk about things they like/dislike.
- To imbibe good moral values.
- To be able to recognize letters A-Z.
- Vocabulary enhancement.
- To be able to recognize numbers.

KNOWLEDGE AND SKILL DEVELOPMENT**Cognitive**

- To make them speak about themselves.
- Learning the correct formation of letters and numbers.
- To follow instructions

Affective

- To enable the students to introduce themselves with confidence.
- To develop communication skills and express themselves.
- To inculcate the feeling of self recognition and esteem.
- To identify different genders and relate to it.

Language

- To enhance vocabulary via oral revision.
- To develop speaking & listening skills.
- To improve communication skills via circle time conversation.

Psychomotor

- To develop eye-hand coordination.
- To develop their fine and gross motor skills.
- To develop their tactile sense.

Listening & Speaking

- Following Instructions
- Listening & reciting rhymes with actions
- Singing songs
- Vocabulary building
- Listening & comprehending stories
- Enacting simple stories
- Expressing thoughts into simple sentences
- Responding to questions
- Circle time conversation
- Letter (A-Z) based vocabulary building

Introduction to Reading

- Picture reading of letters A-Z
- Picture reading of depicted stories
- Reading of picture wall (boards)
- Reading of flash cards

Emergent Writing

- Scribbling
- Colouring
- Joining dots
- Matching
- Finding the odd one out
- Spot the differences
- Strokes
- Standing & Sleeping lines
- Left and Right strokes
- Zig-Zag
- A-Z
- 1-50

ENVIRONMENT SETTING

- The class room will be set up colourfully and brightly to create stimulus environment for learning according to the theme. Over the period of a week, various activities will be done and will be put up in the class to enhance the environment of the theme.
- Flash cards will be placed at a clearly visible point in the classroom.

Morning Greetings

The teacher greets her class with a special interaction each morning.

Note : This curriculum booklet contains the topics to be covered bimonthly throughout the year, followed by a detailed term-wise overview of the contents.

Learning Outcomes Term-1

Child will be

- aware of greeting and wishing.
- able to converse about himself/herself.
- able to give his/her personal information his/her name, parents name and school name.
- aware of parts of the body and sense organs.
- able to recognise his/her belonging and take care of them.
- aware of personal hygiene and good habits.
- able to recite rhymes and songs with actions and expressions from memory.
- able to pick small beads/Rajma to enhance pincer grasp.
- able to perform activities.
- able to tell about call of nature and about his/her well being.
- able to use pressure of finger for clay modelling.
- able to understand numeracy and literacy at foundational level.

Learning Outcomes Term-2

Child will be

- able to understand good and bad touch.
- able to perform creative and aesthetic activities.
- tolerant and appreciative.
- able to express himself/herself and his/her feelings.
- able to identify the sounds made by different sources through audio visual aids.
- able to express the feeling of love for nature and animals.
- able to understand his/her self esteem.
- able to tell contact number of parent from memory.
- able to learn balancing and managing movement with two actions simultaneously.
- strengthen fine and gross motor skills and perform simple activities skilfully.

(APRIL - MAY) Theme - All About Me

Integrated Concepts

- Circle Time
- Spiritual Development

Language (English)

- Strokes | — / \ W
- Trace & Enjoy (Pg. 5-10) W
- Recognition (A-L) R
- Letter - I, L, H W
- Vocabulary Building S
- Smart Class (Phonics) L
- Show and Tell S

Numeracy (Maths)

- Recognition of Numbers (1-10) R
- Written - 1, 7, 4 W
- Count & Tell (1-5) S
- Shape - ○ S
- Concept of Big/Small S
- Concept of Up/Down S

EVS (Zig Zag Zoom)

- It's me S+R
- My Body S+R
- My Good Habits S+R
- My Good Manners S+R
- My Family S+R
- Hot Day S+R

Psychomotor Activities

- Outdoor play (Race)
- Swings
- Sand Pit
- Clay Modelling
- Holding & Gripping
- Action Words

Story

- Thirsty Crow (Pg-21) L

Conversation

- Hygiene Routine S
- Myself S
- Good Manners S
- Greetings S
- General Knowledge S

Art & Craft

- Colouring W
- Scribbling W
- Hand Impression W
- Crafting W

Rhymes

- Fatty Cat L+S
- Twinkle, Twinkle L+S
- Johny! Johny! L+S
- संदेश L+S
- नानी का घर L+S
- मीठे आम L+S
- बिल्ली मौसी L+S
- बंदर मामा L+S
- गर्मी आई L+S



Note:

L - LISTENING
S - SPEAKING
R - READING
W - WRITING

(JULY - AUGUST) Theme - Plants & National Festivals

Integrated Concepts <ul style="list-style-type: none"> • Festivals & Celebrations • Circle Time • Spiritual Development • Awareness of surrounding 	EVS (Zig Zag Zoom) <ul style="list-style-type: none"> • My Home S+R • My School S+R • My School Bag S+R • Fruits S+R • Vegetables S+R 	Art & Craft <ul style="list-style-type: none"> • Colouring W • Crafting W • Thumb Painting W
Language (English) <ul style="list-style-type: none"> • Recognition (A-L) R • Curve - C D W • Written- E,F,A,K,B,C,D,G,J W • Trace & Enjoy (11-14) W • Vocabulary Building S • Smart Class (Phonics) L • Oral - This/That S • Show & Tell S 	Psychomotor Activities <ul style="list-style-type: none"> • Outdoor play (Hide & Seek) • Swings • Clay Modelling • Action Words 	Rhymes <ul style="list-style-type: none"> • Hear my Prayer L+S • Humpty - Dumpty L+S • Rain, Rain L+S – इतवार L+S – मिट्टू मियाँ L+S – दाँत L+S – तिरंगा L+S – तितली रानी L+S – बरखा रानी L+S
Numeracy (Maths) <ul style="list-style-type: none"> • Recognition of Numbers (1-20) R • Written (1-20) W • Count & Tell (1-10) S • Count & Write (1-5) W • Shape - Δ S • Concept of Tall/Short S • Concept of More/Less S 	Story <ul style="list-style-type: none"> • The Rabbit and the Tortoise S (Pg. 33) कहानी <ul style="list-style-type: none"> – प्यासा कौआ L 	
	Conversation <ul style="list-style-type: none"> • Hygiene Routine S • Good Manners S • Greetings S • General Knowledge S 	



Note : September - Term 1 Observation

Activities Term I

The child will be performing the following activities during Term-1 under guidance of teachers in school and parents at home. These activities will be extended to ensure learning of skills.



1. Nature walk Activity -
Children will be taken to nature walk and will be asked to observe feel the surrounding.
2. Scribbling Activity -
Children will do scribbling in drawing book.
3. Paper crush Activity -
Children will be asked to crush paper to enhance fine motor skills.
4. Mirror Activity -
The child will look at the mirror and speak, "I am the best, I am special."
5. Favourite Food Activity -
Each child will asked to bring his/her favourite food and share it with his/her Friend.
6. Lines Activity -
Children will walk on standing/slanting/sleeping lines on the floor - Gross motor skill development.
7. Stroke board Activity -
Children will practice different stroke on stroke board.
8. Big/small Activity -
Teacher will show different objects of big/small sizes.
9. Number Activity -
Recognition 1-10 number with number toys. (edu aid)
10. Fruits Activity -
Recognition of fruits by showing real fruits in class.
11. Sand pit Activity -
Children will draw different strokes on sand pit - Fine motor skill.

(OCTOBER - NOVEMBER) Theme - Festivals


Integrated Concepts

- Festivals & Celebrations
- Circle Time
- Spiritual Development

Language (English)

- Curves -  W
- Hooks -  W
- Recognition (A-Z) R
- Written (A-R) W
- Trace & Enjoy (Pg. 15-23) W
- Vocabulary (A-Z) (Objects) S
- Vocabulary Building S
- Smart Class L

Numeracy (Maths)

- Recognition of Numbers (1-50) R
- Written (1-30) W
- Count & Tell (1-15) S
- Count and Write (1-10) W
- Shapes -  S
- Concept of in/out S
- Concept of Near/Far S

EVS (Zig Zag Zoom)

- Nature S+R
- Flowers S+R
- Insects S+R
- Birds S+R

Psychomotor Activities

- Outdoor play (Hurdle Race)
- Swings
- Clay Modelling
- Action Words
- Zumba

Story

- The Lion and the Mouse (Pg. 37)

कहानी

- खरगोश और कछुआ L

Conversation

- Good Manners S
- Moral Values S
- Greetings S
- General Knowledge S

Art & Craft

- Drawing & Colouring W
- Pasting W
- Joining Dots W
- Crafting W

Rhymes

- Hickory - Dickory L+S
- Marry had a little lamb L+S
- One, Two L+S
- Cobbler L+S

- तीन बंदर L+S
- सीखो प्यार L+S
- हाथी L+S
- अनार L+S
- मेरा घोड़ा L+S
- फूल वाला L+S



(DECEMBER - JANUARY) Theme - Means of Transport

Integrated Concepts

- Puzzle and beads counting
- Circle Time
- Spiritual Development

Language (English)

- Recognition (A-Z) R
- Written (A-X) W
- Trace & Enjoy (Pg. 24-32) W
- Vocabulary (A-Z) (Objects) S
- Vocabulary Building S
- Smart Class L

Numeracy (Maths)

- Written (1-50) W
- Count & Tell (1-20) S
- Count & Write (1-10) W
- Shape W
- Concept of Heavy/Light S
- Concept of Same/Different S

EVS

- Farm Animals S+R
- Wild Animals S+R
- Travelling is Fun S+R
- Cold Day S+R

Psychomotor Activities

- Outdoor play (Musical Chair)
- Swings
- Clay Modelling
- Action Words
- PT Drills

Story

- Two Goats (Pg. 31) L
- कहानी**
- शेर और चूहा

Conversation

- Good Manners S
- Moral Values S
- Greetings S
- General Knowledge S

Art & Craft

- Drawing W
- Colouring W
- Pasting W
- Crafting W
- Origami W

Rhymes

- Friends L+S
- Come little baby L+S
- चिड़िया रानी L+S
- कबूतर L+S
- पतंग L+S
- घड़ी L+S
- गिनती L+S



(FEBRUARY - MARCH) Animal Kingdom

Integrated Concepts

- Circle Time
- Spiritual Development

Language (English)

- Written (A-Z) W
- Vocabulary Building S
- Smart Class & Revision L

Numeracy (Maths)

- Written (1-50) W
- Revision of All Concepts
- Shapes
- Revision

EVS

- Revision of All Concepts

Psychomotor Activities

- Play Time
- Swings
- Action Words

Stories

- Revision L

Conversation

- Good Manners S
- Moral Values S
- Greetings S
- General Knowledge S

Art & Craft

- Drawing W
- Colouring W

Rhymes

- Revision L+S
(English & Hindi)



Note : March Term II Revision and Final Observation.

Activities Term 2

During this term the following activities will be performed under supervision of teacher or parent.

1. Puzzle game Activity -
To ignite student learning skill by solving puzzle games.
2. Animal Activity -
Different flash card of animals will be used by teacher to make them learn & differentiate between wild and farm animals.
3. Shape Activity -
Student will learn different shapes with the help of activity.
4. Transport Activity -
Students will bring different toys related with transportation i.e. Toy car, Toy plane, Toy bicycle etc. and sort them.
5. Odd one out Activity -
Student will learn and sort different from same objects, identification.
6. Story telling Activity -
Teacher will narrate story with the help of props and child will be able to tell story with props.
7. Show & Tell Activity -
Student will bring their favourite toy and talk about it.
8. Pasting Activity -
Students will paste star stickers in Art & Craft book.
9. Clay modelling Activity -
Students will make Caterpillar with clay to enhance fine motor skills.
10. Hand Printing Activity -
Hand printing will be done in Art & Craft book and on ivory sheets for creating shapes.

Overview of Contents

Term - I (April - September)

Action Words :

Come, Go, Sit, Stand, Laugh, Jump, Clap, Drink, Eat, Walk, Run, Touch, Smile, Give, Take, Sing, Peel, Turn around, Open, Close, Lick, Tickle, Stomp, Pull, Push, Wash, Show, Chew, Sip, Breathe (in/out), Hop, Cut, Chop, Taste, Wear, Brush, Lock, Roll, Think, Speak, Grip, Tear

Gross Motor Activities :

Jump over, climb up and down stairs, walk in, a straight line & zig-zag way.

Throwing & catching a ball.

Strokes :

Writing letters on sand to encourage muscular development. Strokes in the notebook.

Book : Zig Zag Zoom (Trace & Enjoy) Pg. (5-14)

Standing Line |

Sleeping Line —

Right Slanting Line /

Left Slanting Line \

Conversation :

Good Manners

May I come in?

May I go to drink water?

May I go to washroom?

Use of "PLEASE"

Please give me a pencil.

Please give me an eraser.

Please give me something to eat.

Please give me water/milk to drink.

Greetings

Wish your elders 'Good morning in the morning.

Wish your elders 'Good afternoon' in the afternoon.

Wish your elders 'Good night' before going to bed at night.

* Myself

- My name is _____.
- I am a boy/girl.
- I am _____ years old.
- I study in K1 Red/Green.
- I live in _____.

Rhymes and Stories Book

- Story - The Thirsty Crow (Pg. 21)
- The Rabbit and the Tortoise (Pg. 33)

SHOW & TELL

Ball

- This is my ball.
- It is _____ in colour
- It is round in shape.
- I can throw it.
- I can catch it.
- I love to play with my ball.

Pencil

- This is my pencil.
- It is _____ in colour.
- I can write with it.
- I can draw with it.
- I like my pencil very much.

ENGLISH

Written

- Standing Line & Sleeping Line
- Right slanting Line & Left slanting line.
- Letter - I, L, F, E, H, A, K
B, C, D, G, J
- A - L

Oral

Recognition A - L
This / That
Vocabulary Building

MATHS

ORAL

- Counting 1-20
- Recognition of numbers 1-20
- Count & Tell (1-10)

CONCEPTS

- Up/Down
- Big & Small
- More & Less
- Tall & Short

SHAPES

Circle



Triangle



WRITTEN

- Counting 1-20
- Count and Write (1-5)

HINDI

ORAL

- कविताएँ

ART & CRAFT BOOK

Page No. 3 to 20

CLAY MODELLING

Ball, Chapati, Sun, Caterpillar, Snake etc.

GENERAL KNOWLEDGE

Q1. What is the name of your school?

Ans. The name of my school is Spring Dale Public School.

Q2. What is the name of your class teacher?

Ans. My class teacher is Ms. _____

Q3. What is the name of the Principal of your school?

Ans. The Principal of my school is Mr. Anil Kumar Sharma.

Q4. What is the name of the Chairperson of your school?

Ans. The Chairperson of my school is Mrs. Avinash Kaur Walia

Q5. What are the names of the Directors of your school?

Ans. Mr. Mandeep Walia and Mrs. Kamalpreet Kaur.

Q6. What is the name of your father?

Ans. My father's name is _____

Q7. What is the name of your mother?

Ans. My mother's name is _____

VOCABULARY BUILDING

Happy - Sad
Day - Night
In - Out
On - Off
Big - Small
Full - Empty
Left - Right
Push - Pull

Open - Close
Sit - Stand
Fast - Slow
Clean - Dirty
Sleep - Awake
Go-Come
Kick Punch

SPIRITUAL DEVELOPMENT

कल्याणकारी मंत्र

- गायत्री मंत्र
- मूल मंत्र

Meditation

- ओउम् का उच्चारण
- मौन (2 मिनट)

Deep Breathing

Yoga

हास्य आसन



PRAYER TIME

MORNING ASSEMBLY

- Morning Prayers are mentioned in student Almanac (Diary)

FOOD PRAYER

Thank you God for the world so sweet
Thank you God for the food we eat
Thank you God for the birds that sing
Thank you God for everything

DEPARTURE PRAYER

School is over
Home we go
We will come tomorrow
Bye, Bye, Bye bye now

HINDI STORY

प्यासा कौआ

एक कौआ प्यासा था
घड़े में पानी थोड़ा था



कौआ लाया कंकर
डाले घड़े के अंदर



पानी आया ऊपर
कौए ने पिया पानी
खत्म हुई कहानी

शिक्षा : जहाँ चाह वहाँ राह ।

Overview of Content
Term - II
October - March

Action Words :

Nod your head, Scratch, Buckle the seat belt, Wave, Twist, Jumping, Jumpout, Climb, Crawl, Read, Write, Comb
Drag, Draw, Pack, Pour, Hold, erase, Bring, Blink, Wipe, Carry, Cover, Sharpen, Mop, Sweep, Ride, Balance, Pray, Read, Paste

Strokes & Patterns :

Curves :

- Upward Curve
- Downward Curve

Hooks :

- Upward hook
- Right hook
- Left hook

RHYMES AND STORIES BOOK

- Story - Two Goats
The Lion and the Mouse

SHOW & TELL

My Toy

- This is my toy.
- It is a car / a doll / a teddy etc.
- It is _____ in colour.
- I play with it.
- I like it very much.

ENGLISH

Written

- Curves - Upward downward U ∩
- Hooks - Left, Right ∩ ∪
- Letters A - Z

Oral

Recognition A - Z
Vocabulary Building

Oral

- Counting 1-50
- Recognition of numbers 1-30
- Count & Tell 1-20

Concept

- In/out
- Near/far
- Heavy/light
- Same/Different

Oral

Art and Craft Book (Pg. No. 21 to 40)

MATHS

Shapes



Square



Rectangle

Written

- Counting 1-50
- Count & Write 1-10

HINDI

कविताएँ

GENERAL KNOWLEDGE

- Q1. In which city do you live?
Ans. I live in Ludhiana.
- Q2. In which state do you live?
Ans. I live in Punjab.
- Q3. In which country do you live?
Ans. I live in India.
- Q4. Which is our national bird?
Ans. Peacock is our national bird.

- Q5. Which is our national animal?
 Ans. Tiger is our national animal.
- Q6. Which is our national flower?
 Ans. Lotus is our national flower.
- Q7. Which is our national fruit?
 Ans. Mango is our national fruit.
- Q8. How many colours are there in our national flag?
 Ans. There are three colours in our national flag.
- Q9. Name the colours of our national flag.
 Ans. Saffron, White and Green.
- A10. What is the mobile number of your father/mother?
 Ans. _____

VOCABULARY BUILDING

Wet - Dry	Old - New
More - Less	Few - Many
Tall - Short	Heavy - Light
Up - Down	Soft - Hard
Young - Old	Front - Back
Throw - Catch	Give - Take
Wide - Narrow	Early - Late
Bright - Dull	

SPIRITUAL DEVELOPMENT

Shabad ਜੋ ਮਾਗਹਿ ਠਾਕੁਰ ਅਪੁਨੇ ਤੇ ਸੋਈ ਸੋਈ ਦੇਵੈ॥

Yoga ਟਾਡਾਸਨ

हिन्दी कविता और कहानी

कहानी : शेर और चूहा

बात बड़ी पुरानी है

एक चूहे की कहानी है

एक शेर था उस वन में

डर फैला था जन जन में

सारा जंगल परेशान था

बल का उसको मान था

एक दिन आ गया वहाँ शिकारी

जाल बिछाया चारों ओर सारी

उसमें फंस गया शेर राजा

अकड़ का उसकी बज गया बाजा

फिर चूहे को दया आ गई

जाल काटकर जान बचाई

शेर ने अपनी गलती मानी

मिलजुल कर रहने की ठानी

यही है जीवन की सच्चाई

छोटा बड़ा नहीं कोई भाई ।

खरगोश और कछुआ

एक दिन खरगोश और कछुए ने दौड़ लगाई। दौड़ शुरू हुई, खरगोश तेजी से दौड़ने लगा। कछुआ धीरे-धीरे चल पड़ा। खरगोश ने पीछे मुड़ कर देखा। कछुआ बहुत पीछे था, इसलिए वह सो गया। कछुआ धीरे-धीरे चलता ही रहा। जब खरगोश जागा, तो कछुआ पहले ही जीत की रेखा तक पहुँच चुका था। इस तरह कछुआ जीत गया।
शिक्षा : लगातार मेहनत करने से जीत होती है।

HEALTHY HABITS

1. Wash your hands before and after eating.
2. Always pray before meals.
3. Spread a napkin or table mat and keep your lunch box on it.
4. Drink milk daily.
5. Don't talk while eating.
6. Don't pick your nose
7. Don't bite your nails.
8. Don't lick your fingers.
9. Throw waste in dustbin.
10. Don't tear your books and notebooks.
11. Always speak the truth.
12. Wear neat and clean clothes.
13. Keep your classroom neat and clean.
14. Maintain discipline in the class.
15. Whenever you go out of the class, move in line with hands at the back.


PHONIC SOUNDS AND ACTION WORDS

A says ऐ
B says ब
C says क
D says ड
E says ए
F says फ
G says ग
H says ह
I says इ
J says ज
K says क
L says ल
M says म

N says न
O says ओ
P says प
Q says क्व
R says र
S says स
T says ट
U says अ
V says व
W says वॉ
X says क्स
Y says य
Z says ज़

Open this link and learn: Patty Shukla
<https://youtu.be/R2frjzrC5Jg?si=2MpfZFK6pO3Yk2Ry>

PRACTICE SAMPLE FOR FORMATIONS



COUNTING 1-50									
	1		11		21		31		41
	2		12		22		32		42
	3		13		23		33		43
	4		14		24		34		44
	5		15		25		35		45
	6		16		26		36		46
	7		17		27		37		47
	8		18		28		38		48
	9		19		29		39		49
	10		20		30		40		50